



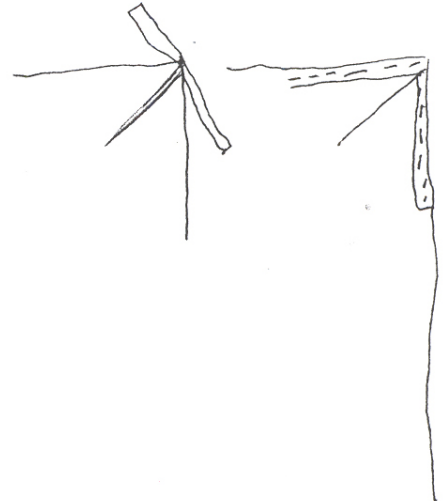
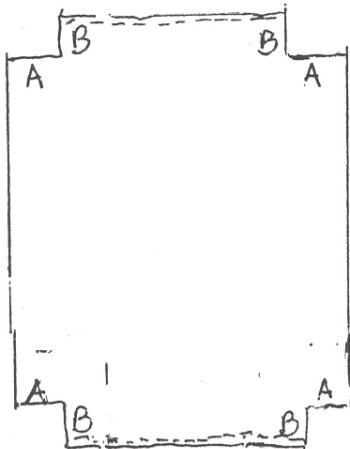

240 Commercial Street NE • Salem, Oregon 97301 • 503-363-7973

## CRIB SHEET

- \_\_\_ 2 yards cotton, 44" (including selvage)
- \_\_\_ 1 yard 3/8" wide elastic (1/4" will work)
- \_\_\_ Thread to match

Crib mattresses are pretty standard 28-30" wide by 51" long. These should cover even the super plush thicker mattresses. I use the selvage for a hem on both sides and only have to hem the ends.

1. Cut your fabric 70" long.
2. Press under a 1/2" then 1" to form a hem on both ends.  
Top stitch it.
3. Cut an 8" square out of each corner.
4. R.S.T. sew corners, A to B using a 1/4" seam.
5. Cut elastic into four 9" pieces. Pin the center of the elastic to a seam and stretch half of it in one direction and sew to hem/ selvage, repeat. You are done, Enjoy



(If your fabric is 43", cut piece to 69" and cut corner squares 7 1/2")