
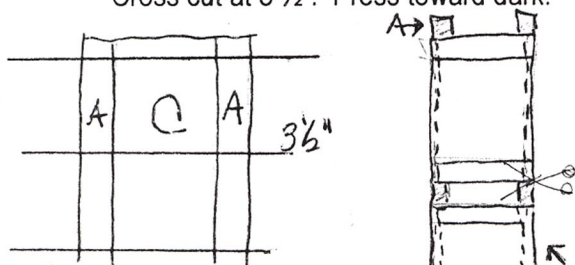


BEGINNING MYSTERY PILLOW QUILT – Block 3 & 4

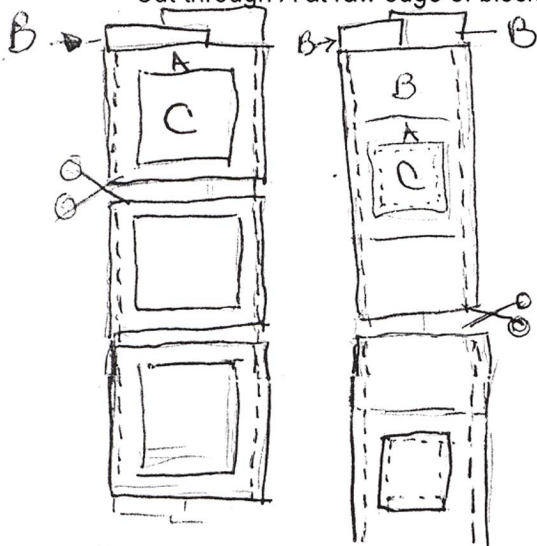


Block 3: Make 5 blocks
 Cut ____ (1) 3 1/2" x 19" strip C
 ____ (3) 1 1/2" x fabric width A
 ____ (5) 4" x width of fabric B


Sew a strip of A to each side of C
 Cross cut at 3 1/2". Press toward dark.



Sew a strip of A to the other two sides of C.
 Cut through A at raw edge of block

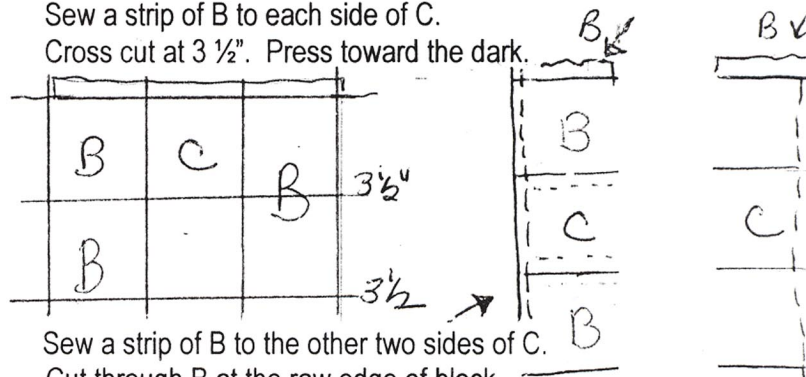


Sew a strip of B to each side of blocks
 Cut through B at the edge of the block
 Then like above, press toward the dark.
 And, sew another row of B to the other
 Sides of the block. Cut through A at the
 Edge of the block. Press.

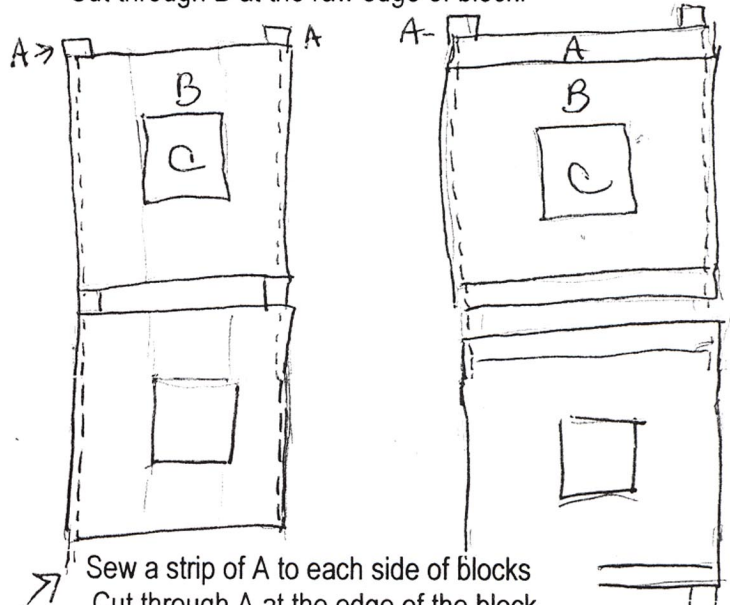


Block 4: Make 6 blocks
 Cut ____ (1) 3 1/2" x 23" C (center
 ____ (7) 2" x width of fabric A
 ____ (4) 3 1/2" x width of fabric B

Sew a strip of B to each side of C.
 Cross cut at 3 1/2". Press toward the dark.



Sew a strip of B to the other two sides of C.
 Cut through B at the raw edge of block.



Sew a strip of A to each side of blocks
 Cut through A at the edge of the block
 Then like above, press toward the dark and
 sew another row of B to the other sides of the
 block. Cut through B at the edge of the block,
 Press