



GREENBAUM'S  
Quilted Forest

240 Commercial Street NE • Salem, Oregon 97301 • 503-363-7973

## STRATA TABLE RUNNER

Fabric:

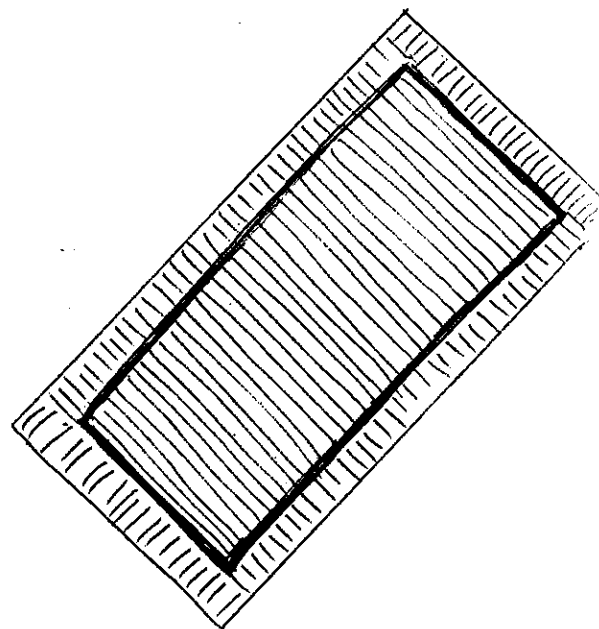
1 Honey Bun - Rouenneries by French General

22" x 62" for batting

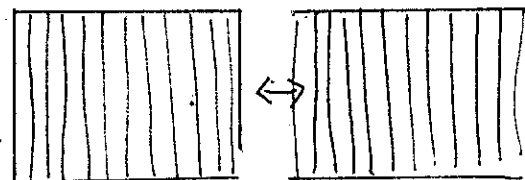

22" x 62" for backing (if piecing use 1 yard)

1/2 yd for binding.

Thread for machine quilting



1. Use 24 strips to make a strata-as they come off the roll (take out one white and move one tan to a different location). Use  $\frac{1}{4}$ " seam allowances and try to put the white end of all the selvages on one side of the strata. (Easiest to start with it.) I used all tan for the strata.
2. A strata is made by sewing strips lengthwise to each other.
3. Press all the seams one direction.
4. Cross cut the strata into 2 - 13" strips and 6 - 2 1/2" strips



5. Sew 13" strips together to make a long runner

Choose 4 favorite reds for inner border. Cut in half at fold and sew together end to end to create a scrappy first border, then cut to fit.

Measure and cut 2  $\frac{1}{2}$ " strata to length for the outer border

Finish with a backing and binding

Copyright 2009, Sylvia Dorney for Greenbaum's Quilted Forest