



240 Commercial Street NE • Salem, Oregon 97301 • (503) 363-7973

Travel Roll-Up

Wrap up a hot hair straightener, or curling iron and pack it without waiting for it to cool.

1 Fat Quarter Cotton or Linen

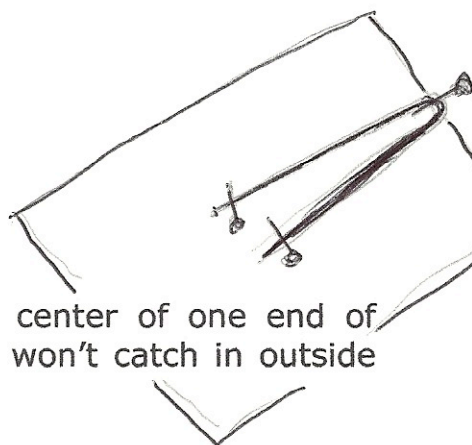
1 Fat Quarter Silver Ironing Board Fabric

18 x22 Cotton Batting

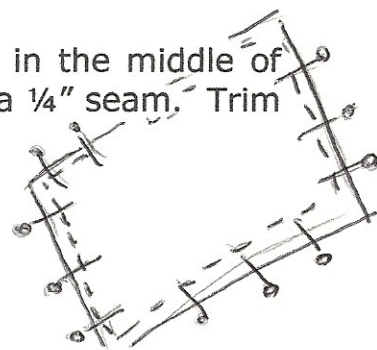
1yd. 3/8" Ribbon

Layer Batting


1. Silver Cloth right side up.
2. Ribbon, folded in half and pinned to center of one end of Silver fabric, pinning ribbon tails so they won't catch in outside seam.
3. Cotton or Linen, right side down.



Pin edges and sew around leaving a 5 inch opening in the middle of one side. Sew with a walking foot if available, using a 1/4" seam. Trim corners and turn right side out through the opening.



Press under open area and fuse or stitch closed. Sew around edge 1/4 to 1/2" inch from edge. I lengthen my stitch to a #3, or 8 stitches per inch. Add more quilting, straight or stippling as desired.



Place your hot item along the end opposite the ties, roll up and tie. Enjoy. Copyright 2012, Sylvia Dorney